

Name:

Date:

Class:

## Shades of Gray(water)- Activity Setup


### Materials

- shoebox
- (optional) 8 Popsicle sticks (see note below)
- (optional) duct tape
- 6 funnels
- tubing that fits on the bottom of the funnels
- 2 measuring cups marked in ml
- scissors
- box cutter
- marker
- masking tape


### Instructions

1. Use tape and Popsicle sticks to reinforce the shoebox sides. **(A)**  
(optional; only needed for shoeboxes not made of sturdy cardboard)
2. Use the box cutter to make six X cut marks on the side of the shoebox that will be the top. **(B)**
3. Label the inside of each funnel with the following descriptions: toilets, shower, clothes washer, baths, dishwasher, faucets. **(C)**
4. Use masking tape and a marker to label the two measuring cups: graywater, blackwater. **(D)**
5. Place the six funnels through the X cuts. **(C and D)**
6. Cut tubing and place on the end of the funnels.
7. Place tubes from shower, clothes washer, baths, dishwasher and faucets into the Graywater cup.
8. Place the tube from the toilets funnel into the Blackwater cup.
9. The final setup should look like image D, below.


**A**



**B**



**C**



**D**

